



WHITE PAPER

A2-R

Professional

# ElarScan A2-R

Universal overhead scanner  
with interchangeable lift-up flat  
and V-shape glasses

A-B-C PRODUCTIONS EUROPE DOO



WWW.ELARSCAN.COM

ElarScan A2-400R: 300-600 dpi, optically adjustable  
ElarScan A2-600R: 400-800 dpi, optically adjustable  
ElarScan A2-800R: 600-1000 dpi, optically adjustable





The ElarScan A2-R overhead scanner series is designed to digitize bound and flat documents of various types up to DIN A2+ in any physical state, including those with incomplete opening, jams and other features. The scanner is equipped with a universal cradle, mechanics for manual lift-up flattening of originals and is supplied with two (flat and V-shaped 120°) interchangeable glasses.

ElarScan A2 models are equipped with CMOS RGB sensors with a large depth of field, the ability to pre-process scans in LiveView mode, an autofocus system and an interactive optical zoom for digital control of the scanning resolution.

ElarScan is all-in-one device with an integrated computer ready to use. ElarScan users have everything they need to start digitizing right after the scanner installed.



A2-R



## Interchangeable flattening glasses

The ElarScan A2-R models are supplied with two interchangeable pressure glasses – flat and V-shaped 120° – for straightening pages when scanning books and binders with incomplete opening. Glass replacement requires two minutes of operator work.



A2-R

## Universal cradle

ElarScan A2 has a universal V-shaped book cradle with independent tilt adjustment and auto balancing of the height of the cradles, an adjustable recess for the book spine. The cradle has the ability to open 90, 120 and 180 degrees and is designed to scan originals up to 15 cm thick and weighing up to 15 kg.

All the main structural elements of the book cradle are made of metal and are designed for long-term intensive work. If it is necessary to align originals in the V-mode, it is possible to use the V-shaped flattening glass.



## Adjustable repro-type lighters

The high quality of scanning and correct color reproduction of ElarScan A2 are ensured, among other things, by modern repro-illumination technology. The scanner has three illuminators: front one for digitizing in V-mode and a repro-system with two adjustable side illuminators for to scan in flat mode.

Cool LED-lights do not emit harmful UV and IR radiation and provide a long lifetime. ElarScan's flexible adaptive lighting system makes it possible to eliminate a blinds, glares and shadows, even when using pressure glasses.

Activation of the illumination occurs during scanning, you can also set the constant light mode.



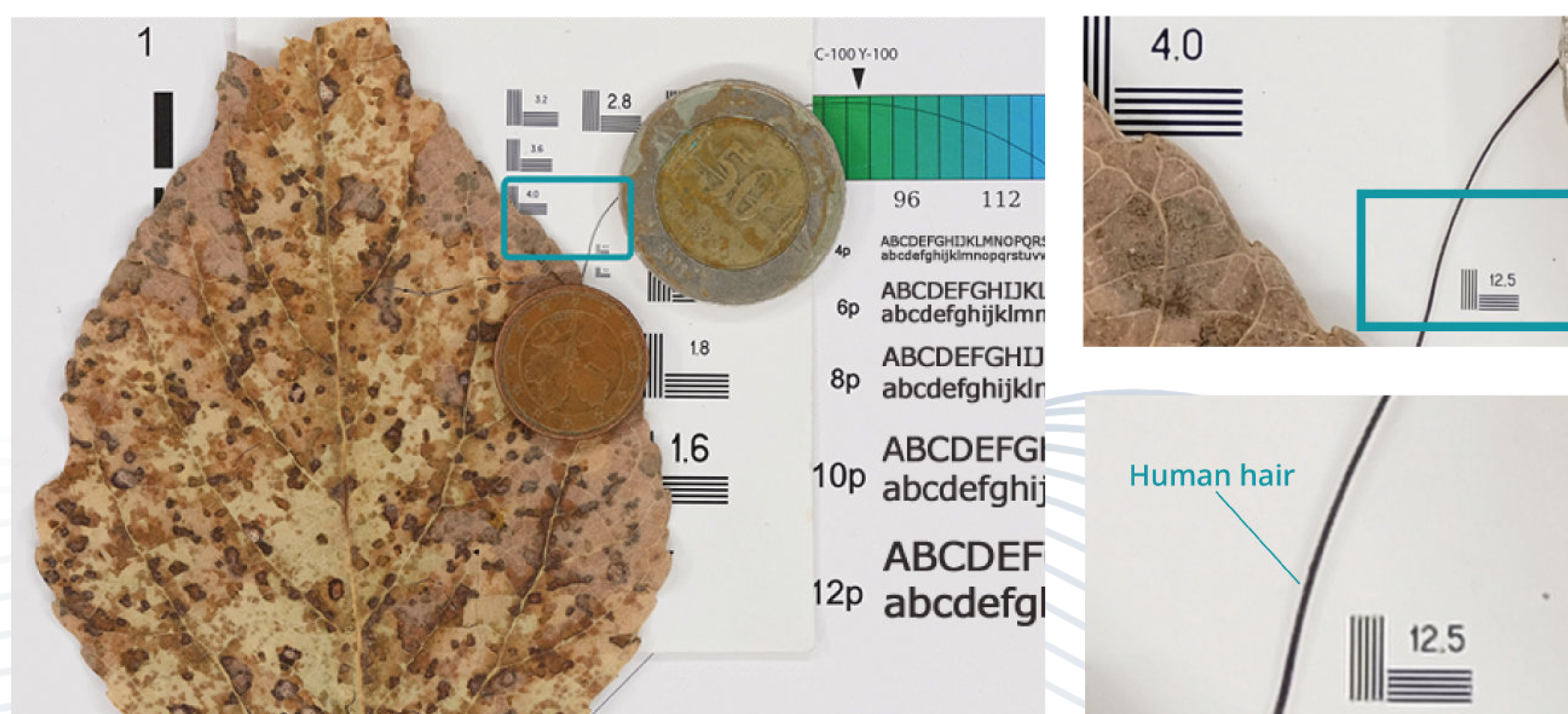
## Interactive optical zoom with digital control

Unique feature of ElarScan A2 is an interactive optical zoom that allows you to digitize small objects and fragments with increased optical resolution without software interpolation, quickly select and control the optimal output scanning resolution. Intuitive control from the program interface or from the control panel allows you to set the desired size or select the document format. Supported by SDI (software for document imaging), the optical system automatically determines the optimal scanning area, smoothly reconfiguring the optics to achieve maximum resolution.



## High quality scanning

The ElarScans A2-600 series are equipped with industrial cameras with optically adjustable resolution in the range of 400–800 dpi. High scanning quality in accordance with ISO-19264-1 meets the requirements of digitization for a wide variety of projects and types of documents.

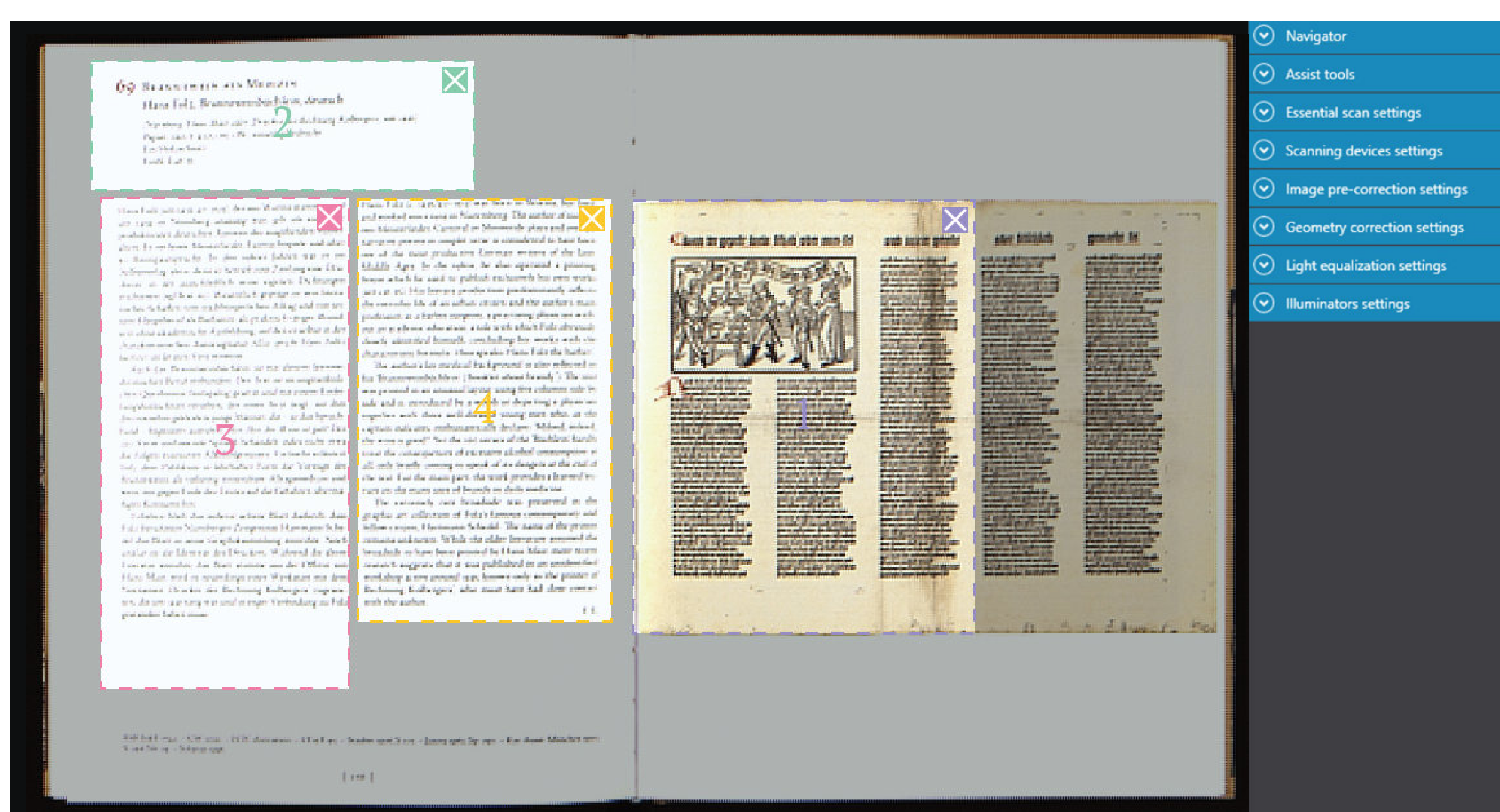


A2-R



## Pre-processing of images in LiveView mode

The original to be scanned is not only displayed on the screen in real time (LiveView), but also allows for pre-processing of images without pre-scanning – by live preview on the operator's screen: including FreeFrame to scan up to 20 fragments at once, for auto-format, multi-masking, page splitting, cropping and other operations. The feature is supported by optional SDI (software for document imaging).



# A2-R

## Ergonomic controls

ElarScan's scanning is organized for convenience of the operator and provides the highest digitization performance. User only needs to place the document on the cradle (face up) and start scanning in any of the convenient ways: using the embedded control software, using scan start buttons on the housing or optional footswitch. Using the SDI (software for document imaging), it is possible to set up scanning start with a preset delay time and auto-start of scanning upon detection of the completion of a page turn (or change an original).

Ergonomic control panel ElarScan A2 was developed on the basis of many years of experience in mass document digitization projects. Dust and moisture protection design with LED indication of operating modes is implemented.

All buttons on the control panel have a clear pictograms.

## Built-in control PC with SDI (software for document imaging)

ElarScan is a stand-alone device with an built-in workstation, all hardware and software elements are synchronized and tested by the developer in factory conditions, which guarantees the reliability and uninterrupted operation of the equipment.

The user receives a complex prepared for of work, it remains only to connect he power supply. The built-in computer provides the ability to organize the storage of scanned files in the internal memory.

You are not limited by the firmware. Install any applications compatible with the operating system – office (word, excel, email etc.) for preparing and sending documents, reports and cover letters directly from the scanner; professional for additional processing, viewing, indexing and publishing files; specialized for protection and security.

A  
Z  
-  
R



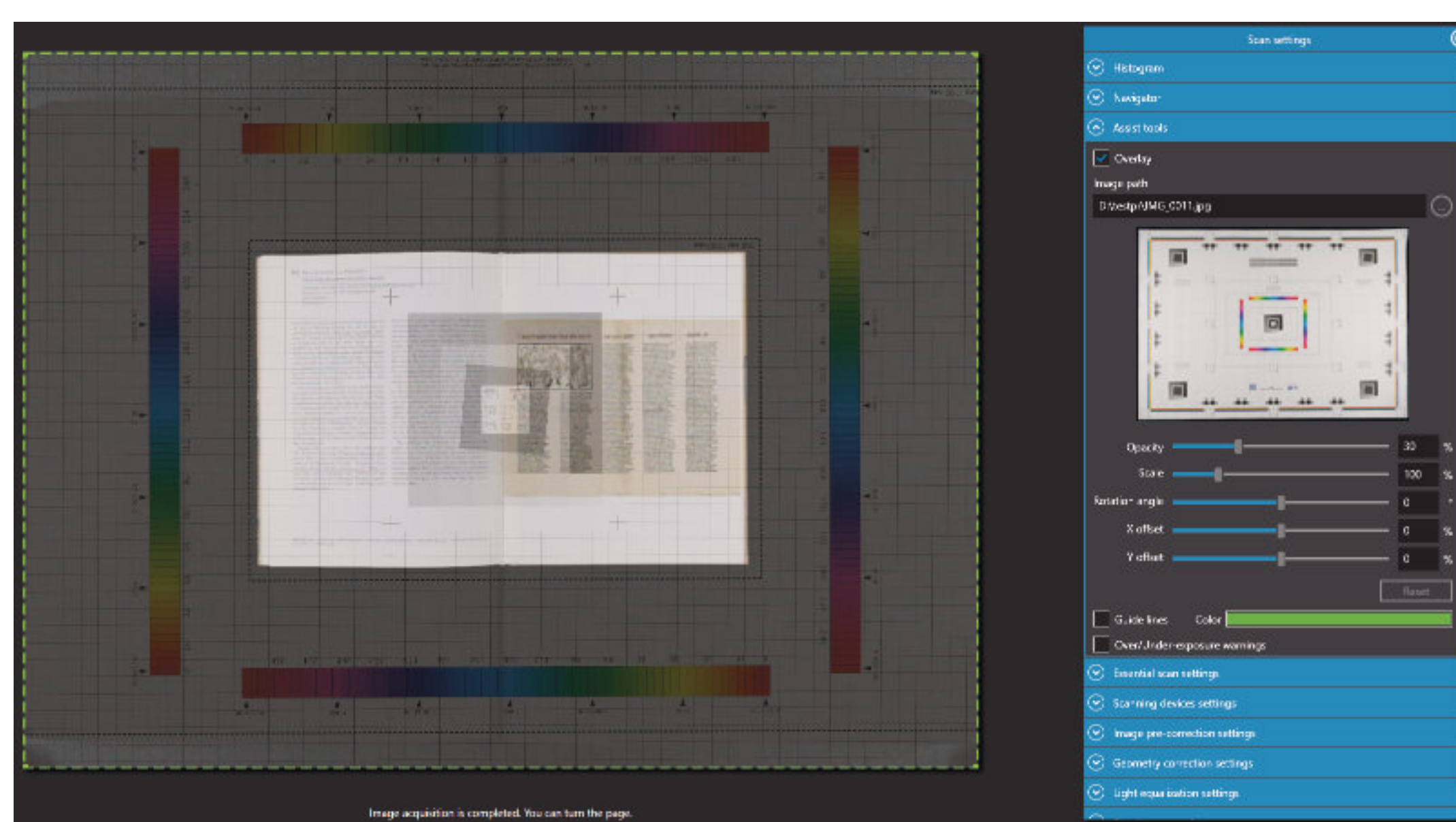


## SDI (software for document imaging) includes a wide range of intelligent scanning functions, project and user profile management, image post-processing, including:

Pre-processing of scans based on live preview. ElarScan performs many imaging operations in LiveView mode – before scanning, including selecting up to 20 areas (fragments) for simultaneous FreeFrame-scanning, setting up automatic formatting, multi-masking, pagination, cropping, etc. Put several objects on the cradle – the system will automatically detect each and create separate files in one scan.

- The built-in OCR engine. In streaming post-processing mode, ElarScan automatically recognizes text in 50+ languages and creates PDF/A with full-text search capability.

- Virtual assistants. Translucent templates of previously scanned documents and a grid of guide lines superimposed on the live image on the screen help the operator position the original on the cradle.



- Laser 3D-correction of page curvature. If it is not possible to smooth out the pressure glasses, the laser system will conduct a three-dimensional analysis of the original in real time and help eliminate the bend in the scanned images.
- Manage projects and user profiles. The operator can save the selected optimal settings for later use for similar documents. Each started scanning project can be copied to other ElarScans for joint work with common settings, as well as exported (transferred) to another ElarScan at any stage of execution – along with already made scans and post-processing.
- Post-processing editor. More than 40 built-in filters are available to set up automatic batch post-processing, implemented including in "night" and in the background – including image correction and enhancement, generation of output file formats. The system allows you to set up "hot folders" for collecting and collaborative post-processing of images from multiple devices, including document scanners of other types and manufacturers.

# ELAR



WHITE PAPER



**A-B-C Productions  
Europe DOO**

+381 11 4149075 +381 66 8067191   

[www.elarscan.com](http://www.elarscan.com) [info@abcproductions.rs](mailto:info@abcproductions.rs)

Kneza Visislava 63, 11000 Belgrade, Serbia